

Monday March 23rd – Unsihuay's Class Resources

All completed work can be stored in the envelope and returned when we return to school if you choose.

Writing/Grammar
(25 minutes)

- 1) Listen to the Morning Announcements by Dr. Leatherbarrow
<https://www.cbsd.org/Page/49332> (Scroll to the bottom of the page and find today's date.)
- 2) Read today's PT from Mrs. Unsihuay in Seesaw and comment in our blog.
- 3) Take our "Guess Who...?" challenge in Seesaw.
- 4) Poetry Playoffs (Read the next two poems and cast your vote!)
<https://forms.office.com/Pages/ResponsePage.aspx?id=i0gLqp78hUGI4zhCIN8jygc-q-GOcplT2moLdFQGhFUM05ETktTQjRUMFIBMFdIUTk4NVdPNzRDOc4u>


Overview

- Generate ideas to be used as seeds.

Explanation: We will use the menu posted in Seesaw (pictured to the right) to explore the genre of Opinion Writing.

Task 1

- Open to the next clean page in your Notebook/writing paper.
- Write the date at the top (3 – 23 – 20).
- Look for the **Opinion Writing Menu** in Seesaw and choose a prompt to write from.
- Write your opinion at the top of the page for a title.
- Write your response to the prompt below.
- Go back to reread your writing to check that it makes sense.
- Read it again to check for correct capitalization, finger spacing, spelling, and punctuation.




Overview

- Identify homophones.

Things to Know: A **homophone** is a word that is pronounced the same as another word but differs in meaning. The words may be spelled the same, such as rose (flower) and rose (past tense of "rise"), or differently, such as carat, caret, and carrot, or to, two and too.

Task 2

- Find the first packet in your envelope titled **Homophones Match it Up Set I**.
- Go the page titled **Homophones in Sentences Set 1**
- Read each sentence and circle the word that completes the sentence correctly.



Monday March 23rd – Unsihuay's Class Resources

All completed work can be stored in the envelope and returned when we return to school if you choose.

Mathematics
(30 minutes)

Overview

- Use addition strategies and algorithm to add up to 3-digit numbers with regrouping in ones and tens.
- Use place-value understanding and properties of operations to add and subtract within 1,000.

Explanation: See the specific directions for each activity.

Task 1: Addition with Regrouping in Tens

- Find the first math packet in your envelope titled **Lesson 2 Place Value**.
- Complete pages 25 and 26.

Task 2: XtraMath


- Practice your recall of basic facts by logging in to **XtraMath** and trying to beat your last score.

https://xtramath.org/#/signin/student_other

Task 3: Finding 10 less/more and 1 less/more

- Use understanding of place value and addition to find missing numbers when playing **Addition Brain Workouts** at https://www.mathplayground.com/brain_workouts/brain_workout_01_addition.html
This game is challenging and will involve problem solving as well as computation. Click on the blue screen to start playing.

For additional practice opportunities created by the CBSD Math Coaches, see the pdf that I emailed to you.



Reading
(45 minutes)

Overview

- Build background knowledge for endangered animals and respond to questions in complete sentences using correct conventions.
- Read with accuracy and fluency to promote comprehension.
- Know and apply grade-level phonics and word analysis skills in decoding text.

Explanation: You will learn about how scientists work to help animals as you get ready to read **Orangutan School** in Scholastic News this week by logging in to Scholastic News and watching the video **What are endangered animals?**

Things to Know

The magazine this week is from April 2019. To find it online, click on "All Issues" at the top and use the arrow at the bottom to turn to the page 3 to find this magazine.

Access **Scholastic News** via **Clever** OR use the link below.

<https://digital.scholastic.com/resources/classpasscode/?app=sn2&state=%2F&role=classroom>

Password: bear2

Remember to restate the questions and answer in complete sentences.

Task 1: Scholastic News

- Find the packet titled **Make a Word Web**.
- Read the questions
- Watch the video
- Answer the questions
- Edit your sentences for correct capitalization, punctuation, finger spacing, and spelling.

Task 2: Independent Reading

- Find a quiet, comfy spot to enjoy reading a book.

Task 3: Read Aloud

- Visit Seesaw to listen in for our newest Read Aloud: *The One and Only Ivan* by Katherine Applegate.



Monday March 23rd – Unsihuay's Class Resources

All completed work can be stored in the envelope and returned when we return to school if you choose.

Specials (20 minutes)	<p>Mondays: Library https://www.cbsd.org/Page/45981 Mrs. Kehan</p> <p>Tuesdays: Art https://www.cbsd.org/Page/48545 Mrs. Hallman Diccio</p> <p>Wednesdays: QUEST https://www.cbsd.org/Page/45881 Mr. Sidelinker</p> <p>Thursdays: Music https://www.cbsd.org/Page/45977 Mrs. Kelly</p> <p>Fridays: P.E. https://www.cbsd.org/Page/45979 Mr. Riley</p> <p>Option: Share your work in Seesaw by uploading a photo.</p>
Social Studies (20 minutes)	<p>Overview</p> <ul style="list-style-type: none">• Locate and identify the 4 oceans and 7 continents <p>Explanation: This week we'll continue to explore geography.</p> <p>Task 1</p> <ul style="list-style-type: none">• Look for and complete the cut/paste Label the Oceans page in your geography packet. <p>Option: Share your work in Seesaw by uploading a photo.</p>

I'll post our links for all our specials each day so students can choose to go back to finish a project and/or visit a special scheduled on Fridays.

